


Watersheds – Our Water, Our Home




What is a Watershed?



How does Water flow in a Watershed?



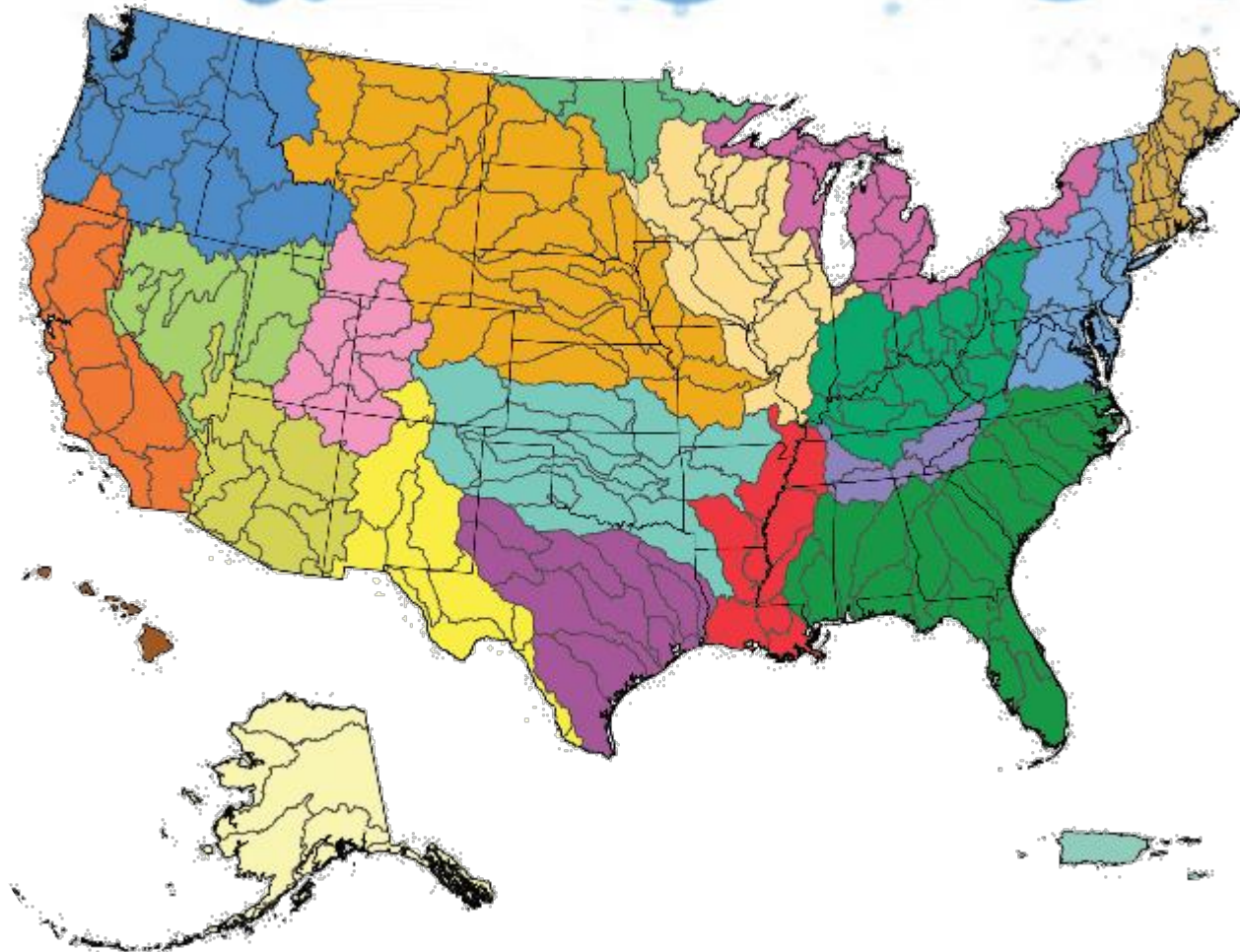
Flowing through the Watershed



Not all Watersheds are Alike



Where is the Watershed?



Who Lives in the Watersheds?



Drinking Shed Water



Clean Water is Important



Watershed Conservation



Take action – your drinking water depends upon it



Take Action: Be a Picker Upper!



Take Action: Compost



Take Action: Recycle



Take Action: Plant and Grow



2018
POSTER CONTEST

WATERSHEDS
OUR WATER, © **OUR HOME**



Poster Contest Details

The national winning poster will be used for local and state level promotion materials.

Send entries to your local conservation district by October 10, 2018

Barber County Conservation District

800 West 3rd Ave

Medicine Lodge, KS 67104

Contest Categories

K-1st Grade

2nd-3rd Grade

4th-6th Grade

7th-9th Grade

10th-12th Grade



Poster Contest Details

Winning entries will be selected by your local district and sent to the state level for judging.

State winner entries will then be sent to the national level, where one overall winner will be selected and announced at the 2019 NACD Annual Meeting in San Antonio, TX. Winners will be posted to the NACD website.

Monetary prizes will be awarded to the 1st - 3rd place winners in each category at the national level.

\$200 for 1st Place Winners

\$150 for 2nd Place Winners

\$100 for 3rd Place Winners

Monetary awards from the NACD Auxiliary & Albert I. Pierce Foundation




Poster Contest Details

Turn poster in on time for judging. Your local conservation district's entry deadline is October 10, 2018.

Attach poster entry form on the back of each poster and be sure it is signed by a parent or guardian.

Entry must be contestant's original creation and may not be traced from photographs or other artists' published works.



Poster Contest Details

Any media may be used to create a flat poster

- Paint
- Crayons
- Colored pencil
- Charcoal
- Stickers
- Paper
- Or other materials



Poster size must be **14" x 22" (half a poster).**

What makes a good Poster?

Attracts attention

Is simple and concise

Uses colors and white space effectively

Text is large enough to be easily read



Brainstorming Poster Ideas

- Research the topic of the theme
- Brainstorm ideas and make a list
- Use the theme as your title:

Watersheds – Our Water, Our Home

- Use some of the important water issues from this presentation.
- Look around your community for ideas.
- Talk to professionals in the industry.
- Research watersheds online and use the information found in your poster.



Dos:

- Do limit text, and balance a combination of illustrations and words.
- Do be as neat as you can and be sure to erase any penciled sketches or guidelines.
- Do blend colors when using crayons or colored pencils.
- Do research the theme topic as a way to brainstorm poster ideas.



Don'ts:

- Don't use staples, tacks, or tape.
- Don't use fluorescent-colored posters.
- Don't create a poster that is all words or all illustrations.
- Don't have your parent or others draw your poster for you to color in.
- Don't try to include too many ideas. A single message – clearly illustrated – is most effective.



Judging Criteria

- Conservation message—50 percent
- Visual effectiveness—30 percent
- Originality—10 percent and
- Universal appeal—10 percent

